


GruppoNueva™

BALANCE
NATURE &
BEAUTY




**FULL
BODY**


VITRIFIED TILES



AVAILABLE FORMAT






600 x 600 mm



600 x 1200 mm

SHAPE CUSTOMIZE



ANTI SLIP

FULL BODY



Sandy Series Light Color



BUTTER



BEIGE



DOVE

Sandy Series Dark Color



NERO



KOTA

Sandy Series Special Color



WHITE

Gruppo Nueva™

APPLICATIONS



URBAN
CANTERS



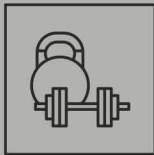
RESIDENTIAL
CENTRES



KITCHENS



HOSPITALS



SPORT
CENTRES



HOUSES
INDOOR



CLINICAL



BATHROOMS



SPAS



SHOPPING
PLACES



EXTRENAL
WALL COVERING



TRAFFIC
AREAS



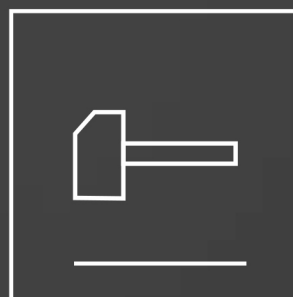
OUTDOOR



CENTRES FOR
CHILDHOOD



SCHOOLS



Solid

Solid, strong and uniform, it maintains its appearance even in the event of extreme wear and damage.



Safe, Clean, Fireproof

Sanitisable, resistant to acid, easy to clean, does not burn and does not release harmful substances



Highly Sustainable

Porcelain stoneware reduced with maximum respect for the environment and for workers. Long-lasting and recyclable.

SABBIA BUTTER

Light **Series**



FORMAT

600 x
600 mm

600 x
1200 mm

Surface
Satin / Polish





SABBIA BUTTER

SABBIA DOVE

Light Series





FORMAT

600 x
600 mm

600 x
1200 mm

Surface
Satin / Polish





SABBIA DOVE

SABBIA BEIGE

Light Series



FORMAT

600 x
600 mm

600 x
1200 mm

Surface
Satin / Polish






HOLIDAY
RESORTS

SABBIA BEIGE

SABBIA NERO



Dark Series



FORMAT

600 x
600 mm

600 x
1200 mm

Surface

Satin / Polish



SABBIA NERO

Available Surface
Satin / Polish



Floor
Tiles



Wall
Tiles



Gloss
Finish



Matt
Finish



Water
Proof

SABBIA KOTA

Dark Series



FORMAT

600 x
600 mm

600 x
1200 mm

Surface

Satin / Polish



Floor
Tiles



Wall
Tiles




Gloss
Finish



Matt
Finish



Water
Proof





SABBIA KOTA

Available Surface
Satin / Polish



Floor
Tiles



Wall
Tiles



Gloss
Finish



Matt
Finish



Water
Proof

SANDY
SERIES



Floor
Tiles



Wall
Tiles



Gloss
Finish




Matt
Finish



Water
Proof

SABBIA WHITE

Special Series




FORMAT

600 x
600 mm

600 x
1200 mm

Surface
Satin / Polish






SABBIA WHITE

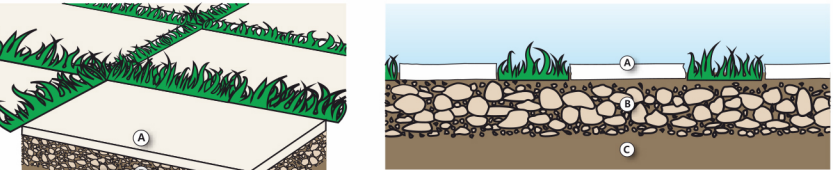
Direct Installation On Grass

Ideal for: Gardens, gazebos, walkways.

- 1- Remove the soil below the area where the sheet will be laid to a thickness of about 5-6 cm
- 2- apply gravel to a thickness of about 3-4 cm and compact the foundation
- 3- Rest the sheets - with at least 1 cm of gap - on the gravel bed and use a rubber hammer to eliminate any unevenness.



Installation On Gravel And Sand



LAYING DIRECTLY ON GRASS

Laying With Close Joints



Laying With Close Joints

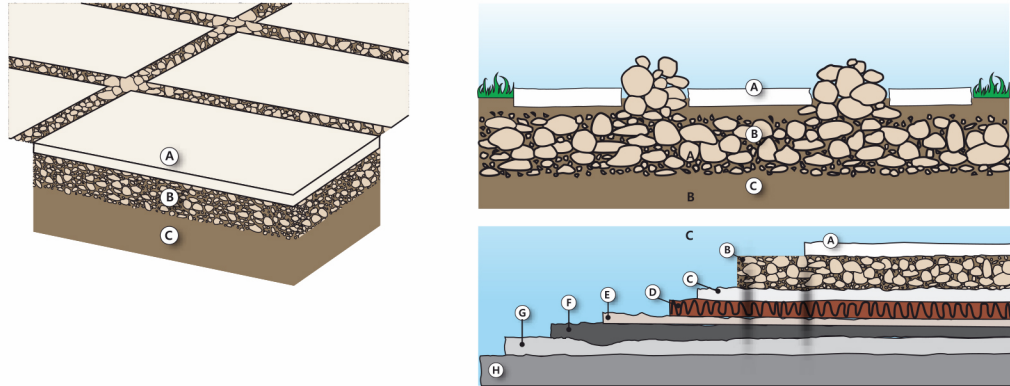


- A. Tile
- B. Fine gravel or sandy laying bed
- C. Ground

Installation On Gravel And Sand

Ideal for: gardens, patios, courtyards, pedestrian walkways, beach resorts, perimeter areas in pools.

- 1- Compact the level of the resting layer (sand or gravel)
- 2- Lay the sheet on the bed of gravel or sand, maintaining a minimum gap of 1 cm or wider
- 3- Use a rubber hammer to eliminate any unevenness
- 4- Fill in the joints between the sheets with gravel or sand to provide greater stability to the surface



- A. Tile
- B. Fine gravel or sandy laying bed
- C. Concrete screed (may include electro welded mesh)
- D. Reinforcement layer
- E. Concrete screed
- F. Loose stone foundation (gravel)
- G. Soil

TECHNICAL SPECIFICATION

TECHNICAL DETAILS	STANDARD AS PER ISO-13006/EN176 GROUP Bla	MEAN VALUE OF OUR FULL BODY VITRIFIED TILES	METHOD OF TEST
Deviation In Length & Width	±0.60%	±0.10%	ISO-10545-2
Deviation In Thickness	±5.00%	±2.00%	ISO-10545-2
Straightness Of Sides	±0.50%	±0.10%	ISO-10545-2
Rectangularity	±0.60%	±0.10%	ISO-10545-2
Surface Flatness	±0.50%	±0.10%	ISO-10545-2
Glossiness	Gloss Meter	Min. 90%	Glossmeter
Water Absorption	≤0.50%	E≤0.05%	ISO-10545-3
Breaking Strength	1300 N	2000 N	ISO-10545-4
Abrasion Resistance	Max. 175mm ³	Max. 145mm ³	ISO-10545-6
Moh's Hardness	Min. 6	≥ 6*	EN 101
Frost Resistance	Frost Proof	Frost Proof	ISO-10545-12
Thermal Shock	No Damage	No Damage	ISO-10545-9
Moisture Expansion	Nill	Nill	ISO-10545-10
Thermal Expansion	<9x10 ⁻⁶	≥ 6 x 10 ⁻⁶	ISO-10545-8
Resistance of House Hold Chemical	No Damage	No Damage	ISO-10545-13
Stain Resistance	Resistance	Resistance	ISO-10545-14
Slip Resistance (friction Co Efficient)	> 0.40	> 0.40	ISO-10545-17

DISCLAIMER :
Icon reserves the right to delete & amend either totally or partially, any of the colors, shapes, sizes, references and other technical specifications contained in this catalogue at anytime. The colors of tiles shown in this catalogue are purely illustrative and limited to printing process. Please refer actual sample before final selection. The details of sizes, colors and references should be verified for typographical errors.

PACKING DETAILS

	SIZE	Pcs. / Box	Weight / Box (Approx.)		Coverage Area / Box	
			Matt	Polished		
FULL BODY	600 x 1200 mm	2 pcs.	27.5-28 Kg	26-26.5 Kg	15.5 / Sq. Feet	1.44 / Mtr ²
	600 x 600 mm	4 pcs.	29.5-30 Kg	27-27.5 Kg	15.5 / Sq. Feet	1.44 / Mtr ²

GruppoNueva™

THANK YOU