


**Gruppo**Nueva™

 **INTERIO**  
COLLECTION




SHADE SURFACE AND  
TEXTURE OF NATURE

COLOURS  
POSSESSES A LANGUAGE  
WITHOUT WORDS.

600 X 600 MM  
600 X 1200 MM  
FULL BODY VITRIFIED TILES

INTERIO COLLECTIONS  
FOR DESIRE AN  
ACTIVE SPACE.



 **INTERIO**  
COLLECTION





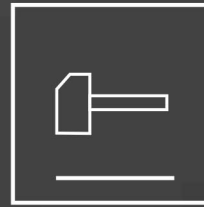
# INTERIO

COLLECTION



*Shade Collection*





### **Solid**

**Solid, strong and uniform, it maintains its appearance even in the event of extreme wear and damage.**



### **Safe, Clean, Fireproof**

**Sanitisable, resistant to acid, easy to clean, does not burn and does not release harmful substances**



### **Highly Sustainable**

**Porcelain stoneware reduced with maximum respect for the environment and for workers. Long-lasting and recyclable.**

**N A T U R A L**  
**S A N D**



**VELSTONE SLIK ROUTE**


Application : Hotel & Restaurant | Malls & Offices | Residential & Commercial

Size\_  
600 x 600  
600 x 1200 mm

Surface\_  
Satin  
Polish

Type\_  
Full Body

Thickness\_  
9 mm







## NATURAL SAND

Creating quality urban lifestyles,  
building stronger communities.

Application : Hotel & Restaurant | Malls & Offices | Residential & Commercial

**VELSTONE SLIK ROUTE**



**N A T U R A L**  
**W O O L**



**VELSTONE BISCOTI BEIGE**

Application : **Hotel & Restaurant** | **Malls & Offices** | **Residential & Commercial**

Size\_  
600 x 600  
600 x 1200 mm

Surface\_  
Satin  
Polish

Type\_  
Full Body

Thickness\_  
9 mm



## CALM AND COMFORT.

Beige remains a very popular color in home design and decoration to this day. It plays well with other colors and gives a lovely balance of neutrality, calm, and comfort.



Application : **Hotel & Restaurant** | **Malls & Offices** | **Residential & Commercial**

**VELSTONE BISCOTTI BEIGE**





**VELSTONE KELLY KOTA**

Application : Hotel & Restaurant | Malls & Offices | Residential & Commercial

Size\_  
600 x 600  
600 x 1200 mm

Surface\_  
Satin  
Polish

Type\_  
Full Body

Thickness\_  
9 mm







## VIVACITY AND LIFE

Green is the color  
most commonly associated  
in Europe and the United States  
with nature, vivacity and life.

Application : Hotel & Restaurant | Malls & Offices | Residential & Commercial

**VELSTONE KELLY KOTA**



**ARISES  
FROM CHANGES**



**VELSTONE SLATE GREY**

Application : Hotel & Restaurant | Malls & Offices | Residential & Commercial

Size\_  
600 x 600  
600 x 1200 mm

Surface\_  
Satin  
Polish

Type\_  
Full Body

Thickness\_  
9 mm



## NEUTRALS ARE CLASSICS

They never go out of style  
And are  
Widely used in all decor styles.  
Grey is one of those  
Classic neutrals.




Application : Hotel & Restaurant | Malls & Offices | Residential & Commercial

**VELSTONE SLATE GREY**



**MIND  
BLOWING**



**VELSTONE AUTHENTIC WHITE**

Application : Hotel & Restaurant | Malls & Offices | Residential & Commercial

Size\_  
600 x 600  
600 x 1200 mm

Surface\_  
Satin  
Polish

Type\_  
Full Body

Thickness\_  
9 mm





## **SIMPLICITY AND CLEANLINESS**

Gray is the colour of  
complexity - everything that  
falls in between absolutes.

gray can be easily  
overlooked, but it's quite  
a fascinating colour  
if you look little deeper.

Application : **Hotel & Restaurant** | **Malls & Offices** | **Residential & Commercial**

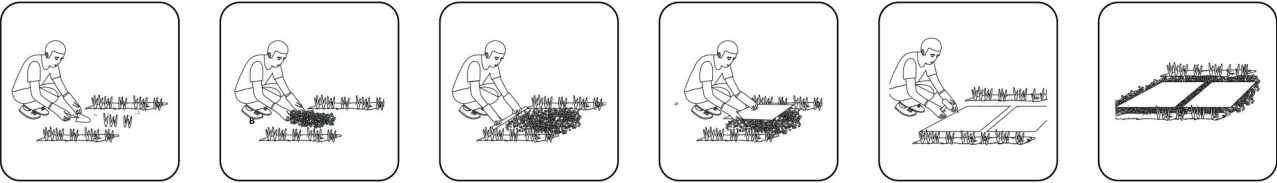
**VELSTONE AUTHENTIC WHITE**



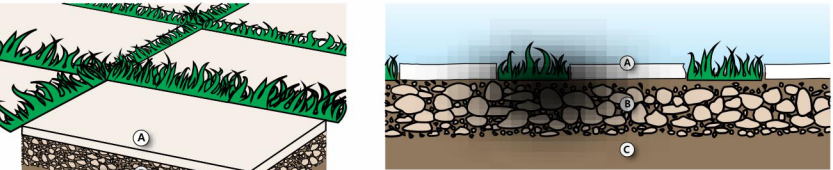
# Direct Installation On Grass

Ideal for: Gardens, gazebos, walkways.

- 1- Remove the soil below the area where the sheet will be laid to a thickness of about 5-6 cm
- 2- apply gravel to a thickness of about 3-4 cm and compact the foundation
- 3- Rest the sheets - with at least 1 cm of gap - on the gravel bed and use a rubber hammer to eliminate any unevenness.



# Installation On Gravel And Sand



LAYING DIRECTLY ON GRASS

Laying With Close Joints



Laying With Close Joints

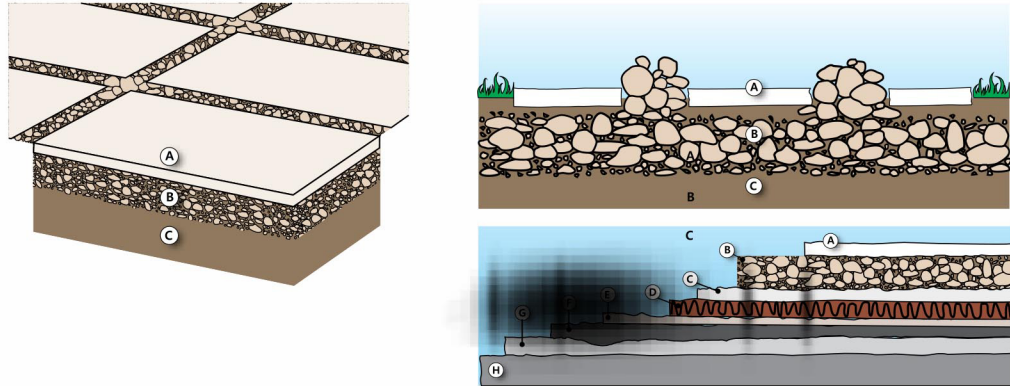


- A. Tile
- B. Fine gravel or sandy laying bed
- C. Ground

# Installation On Gravel And Sand

Ideal for: gardens, patios, courtyards, pedestrian walkways, beach resorts, perimeter areas in pools.

- 1- Compact the level of the resting layer (sand or gravel)
- 2- Lay the sheet on the bed of gravel or sand, maintaining a minimum gap of 1 cm or wider
- 3- Use a rubber hammer to eliminate any unevenness
- 4- Fill in the joints between the sheets with gravel or sand to provide greater stability to the surface



- A. Tile
- B. Fine gravel or sandy laying bed
- C. Concrete screed (may include electro welded mesh)
- D. Reinforcement layer
- E. Concrete screed
- F. Loose stone foundation (gravel)
- G. Soil

# Technical Specification

TECHNICAL DETAILS	STANDARD AS PER ISO-13006/EN176 GROUP BIa	MEAN VALUE OF FULL BODY VITRIFIED TILES	METHOD OF TEST
Deviation In Length & Width	± 0.60%	± 0.10%	ISO-10545-2
Deviation In Thickness	+ 5.00%	+2.00%	ISO-10545-2
Straightness Of Sides	± 0.50%	± 0.10%	ISO-10545-2
Rectangularity	+ 0.60%	± 0.10%	ISO-10545-2
Surface Flatness	± 0.50%	± 0.10%	ISO-10545-2
Glossiness	Gloss Meter	Min. 90%	Glossometer
Water Absorption	≤ 0.50%	E ≤ 0.03%	ISO-10545-3
Breaking Strength	1300 N	2000 N	ISO-10545-4
Abrasion Resistance	Max. 175mm	Max. 145mm³	ISO-10545-6
Moh's Hardness	Min. 6	≥ 6*	EN101
Frost Resistance	Frost Proof	Frost Proof	ISO-10545-12
Thermal Shock	No Damage	No Damage	ISO-10545-9
Moisture Expansion	Nil	Nil	ISO-10545-10
Thermal Expansion	<9 × 10-6	< 6 × 10-6	ISO-10545-8
Resistance of House Hold Chemical	No Damage	No Damage*	ISO-10545-13
Stain Resistance	Resistance	Resistance*	ISO-10545-14
Slip Resistance(friction Co Efficient)	> 0.40	> 0.40	ISO-10545-17

# Packing Detail

SIZE	PCS./BOX	WEIGHT / BOX (Approx)		COVERAGE AREA / BOX
		POLISHED	MATT	
600x1200mm	2 Pcs.	27Kg.	29Kg.	1.44 mtr <sup>2</sup>
600x600mm	4 Pcs.	26Kg.	28Kg.	1.44 mtr <sup>2</sup>



**Gruppo**Nueva™

**THANK YOU**

